

SWIFT X DUO
LIGHTWEIGHT DOUBLE PUSHCHAIR FOR CITY LIFE



TWINS, SIBLINGS AND FRIENDS

/

EASY TO PUSH - LIGHT AND MANOEUVRABLE

/

QUICK AND EASY TO FOLD - WITH JUST ONE HAND



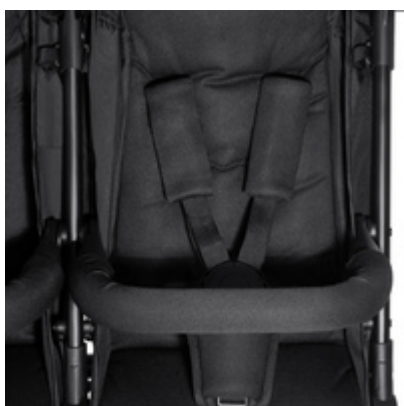


TWINS, SIBLINGS AND FRIENDS

Side by side: in the Swift X Duo double pushchair, two toddlers up to 15 kg each or approx. 3 years sit comfortably facing the direction of travel. Let them keep each other busy!

EXTRA COMFORTABLE – UPRIGHT OR RECLINED

Time for a nap? The soft and comfy seats of the Swift X Duo are easily adjusted independently of each other using a drawstring - just like the canopies.




SAFELY STRAPPED IN WITH THE 5-POINT HARNESS

Safely strapped in: the pram has two height-adjustable 5-point harnesses. The bumper bars are removable to help with getting in and out.

EASY TO PUSH - LIGHT AND MANOEUVRABLE

The Swift X Duo makes it easy for you: puncture-resistant wheels, swivelling and lockable front wheels, a weight of 11.8 kg and a full-length push bar. Perfect for your excursions!



QUICK AND EASY TO FOLD - WITH JUST ONE HAND

Fancy a trip with the pushchair? The Swift X Duo is quick and easy to fold (58 cm x 75,5 cm x 32 cm). It fits in almost any car. And it hardly takes up any space in your home.

AMPLE SPACE IN THE TWO XL BASKETS

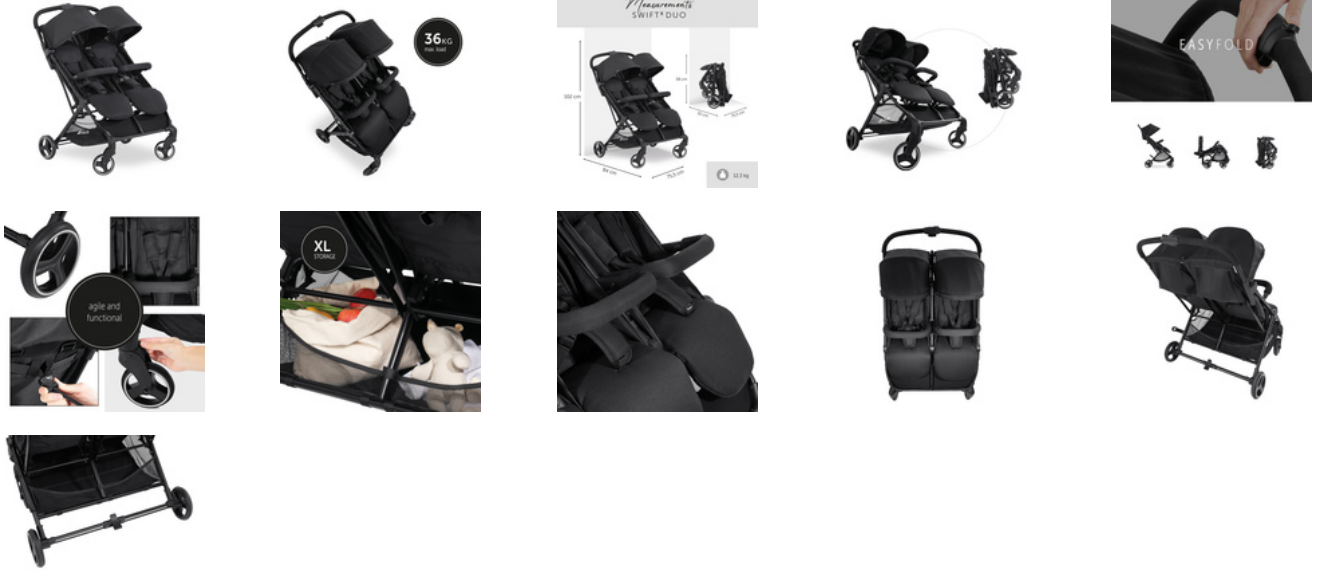
Toys, changing bag, food: there's always baggage. And for shopping? The two XL baskets easily handle up to 3kg each!



SWIFT X DUO
LIGHTWEIGHT DOUBLE PUSHCHAIR FOR CITY LIFE



Product Images



Lifestyle Images



Lightweight double pushchair for city life

Twins, siblings and friends

Side by side: in the Swift X Duo double pushchair, two toddlers up to 15 kg each or approx. 3 years sit comfortably facing the direction of travel. Let them keep each other busy!

Extra comfortable – upright or reclined

Time for a nap? The soft, comfy seats of the Swift X Duo (with reclining positions of 80 x 26 cm) is each easily adjusted with a drawstring – just like the canopies.

Safely strapped in with the 5-point harness

The pram has two height-adjustable 5-point harnesses. The bumper bars are removable to help with getting in and out.

Easy to push – quick to fold

The Swift X Duo makes it easy for you: puncture-resistant wheels, swivelling and lockable front wheels, a weight of 11.8 kg and a full-length push bar. And for transport, the double pushchair (58 cm x 75.5 cm x 32 cm) is quick to fold small. It fits in almost any car. This also saves space at home.

Ample space in the two XL baskets

Toys, changing bag, food: there's always baggage. And for shopping? The two XL baskets easily handle up to 3kg each!

Shipping

- Pushchair
- 5-Point harness
- Bumper bar
- Storage basket
- Wheels
- Instruction manual
- Pushchair lock
- Shoulder pad

Video

- <https://www.youtube.com/watch?v=NNajlwNljVo>
- hauck Youtube Channel

Product net weight 11,80 kg

Dimensions

Folded 58 x 75,5 x 32 cm

Built up 84 x 75 x 102 cm

Lying area 80 x 26 cm

Dimensions backrest 47 x 23 cm

Dimensions seat area 17 x 28 cm

Shopping basket Yes

Detachable front bar Yes

Detachable canopy Yes

Suspension Yes

Easy Fold Yes

Brake type Combined brake system

Max. load 36 kg

Legrest adjustment 2 x

Canopy type Removable

Harness 5-Point harness

Aluminum frame Yes

Age information 0 - 36 months

Wheels

Swivelling and lockable front wheel(s) Yes

Diameter front/back wheel 13,5/17 cm

Detachable wheels Front and back wheel

Wheel type Comfort wheel

Backrest

Backrest adjustment continuously /117 - 161 °

One-handed backrest inclination Yes

Handle

Handle height 102 cm