

SAFETY GATE EXTENSION 21 CM
21 CM EXTENSION FOR HAUCK DOOR AND STAIR GATES



21 CM EXTENSION FOR HAUCK SAFETY GATES

/

**FLEXIBLE USE THANKS TO COMBINATION
POSSIBILITIES**

/

**STABLE AND SAFE ISNTALLATION WITHOUT
DRILLING**




SAFETY GATE EXTENSION 21 CM

21 CM EXTENSION FOR HAUCK DOOR AND STAIR GATES



21 CM EXTENSION FOR HAUCK SAFETY GATES



EXTENSION COMPATIBLE WITH SAFETY GATES BY HAUCK

You want to extend your hauck safety gate?
Then use the 8.2 in extension, also by hauck,
which is compatible with all standard hauck door
and stair gates, e.g. Clear Step Autoclose 2.


ALSO AVAILABLE AS 3.5 IN EXTENSION

Do you need a shorter extension? Then simply
use the 3.5 in extension for door and stair gates
from hauck.

ALSO AVAILABLE AS 9 CM EXTENSION



TWO EXTENSIONS PER GATE POSSIBLE



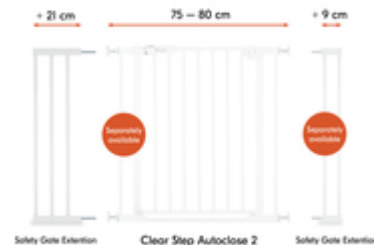
TWO EXTENSIONS PER GATE POSSIBLE

An extension of 1 x 8.2 in is not enough for your
width? You can combine your hauck children's
gate with a total of two extensions, one on each
side.

8.2 IN EXTENSION AND 3.5 IN EXTENSION COMBINABLE

A 8.2 in extension is too short, but a 2 x 8.2 in extension is too long? Then simply combine the 8.2 in extension with a 3.5 in extension.

21 CM AND 9 CM EXTENSION COMBINABLE



Y ADAPTER SEPARATELY AVAILABLE AS ACCESSORY



SEPARATE Y-SPINDEL FOR STAIRCASES WITH ROUND BARS

With the separately available hauck Y-spindles, you can also attach the extension together with the safety gate to stair rails with round or oval rails quickly and easily without drilling.

FAST AND SIMPLE CONNECTION WITH HAUCK GATES

The extension is easily connected to the gate by means of two connection pieces, while the adjusting screws are placed on the outer side of the extension or gate.

FAST AND SIMPLE CONNECTION WITH HAUCK GATES



SAFETY GATE EXTENSION 21 CM

21 CM EXTENSION FOR HAUCK DOOR AND STAIR GATES



EASY INSTALLATION WITH ADJUSTING SCREWS



EASY AND STABLE PRESSURE FIT INSTALLATION

Once you have connected all pieces, you can clamp the safety gate into the door frame or the staircase by fastening the adjusting screws.

SAFETY GATE EXTENSION 21 CM

21 CM EXTENSION FOR HAUCK DOOR AND STAIR GATES




Product Images



21 CM EXTENSION
FOR STANDARD HAUCK SAFETY GATES



ALSO AVAILABLE AS
9 CM EXTENSION



TWO EXTENSIONS
PER GATE POSSIBLE

21 CM AND 9 CM EXTENSION
COMBINABLE



Y ADAPTER SEPARATELY
AVAILABLE AS ACCESSORY



FAST AND SIMPLE CONNECTION
WITH HAUCK GATES



EASY INSTALLATION
WITH ADJUSTING SCREWS



Safety Gate Extension 8.2 in - The extension for hauck door and stair gates

You want to extend your hauck safety gate for children? You can do so with the 8.2 in extension from hauck. It is compatible with all standard hauck door and stair gates, e.g. Clear Step Autoclose 2. Do you need a smaller extension? Then simply use the 3.5 in extension version for hauck safety gates, which is also available separately.

Flexible thanks to many possible combinations: 1 x 8.2 in, 2 x 8.2 in or 1 x 8.2 in + 1 x 3.5 in

An extension of 1 x 8.2 in is not enough for you? You can combine your hauck gate with a total of 2 extensions - one per side. An extension of 1 x 8.2 in is too short but 2 x 8.2 in is too long? Then simply combine the 3.5 in extension with a 8.2 in extension. With the separately available hauck Y-spindles, you can also install the extension together with the safety gate to stairs with round or oval rails easily without drilling.

Simple, stable and safe installation without drilling

To begin, connect the extension to the safety gate with the help of the two included connecting elements. Then put the gate's adjusting screws on the outer sides of the extension. Lastly, clamp the gate together with the extension into the door frame or the staircase by turning around the adjusting screws until the gate is safely installed.

Shipping

- 21cm Extension

SAFETY GATE EXTENSION 21 CM

21 CM EXTENSION FOR HAUCK DOOR AND STAIR GATES



Product net weight 0,89 kg 1.96 lb / US

Protection Area

Extension possibilities Y-Spindle

Safety Gate height 30.31 in

Age information 0 - 24 months

Dimensions

Built up 8.3 x 0.8 x 30.3 in